

Local Market Updates

A free research tool from the Northeast Florida Association of REALTORS®



Region 16

Green Cove Springs

June

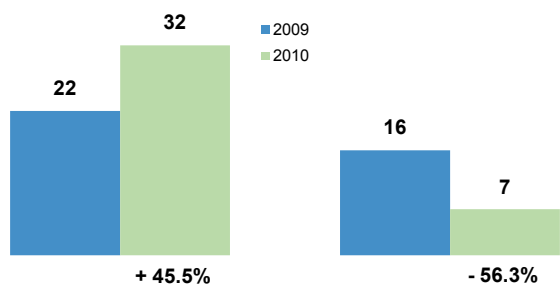
Year to Date

Clay County, FL

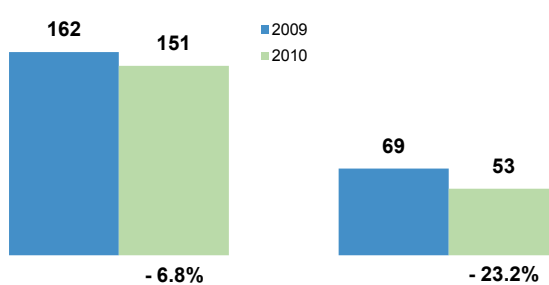
	2009	2010	Change	2009	2010	Change
New Listings	22	32	+ 45.5%	162	151	- 6.8%
Closed Sales	16	7	- 56.3%	69	53	- 23.2%
Median Sales Price*	\$182,500	\$80,900	- 55.7%	\$198,233	\$151,075	- 23.8%
Percent of Original List Price Received at Sale*	82.8%	77.7%	- 6.1%	88.2%	85.2%	- 3.3%
Average Days on Market Until Sale	129	78	- 39.8%	133	123	- 7.3%
Single-Family Detached Inventory	168	140	- 16.7%	--	--	--
Townhouse-Condo Inventory	7	8	+ 14.3%	--	--	--

*Does not account for seller concessions

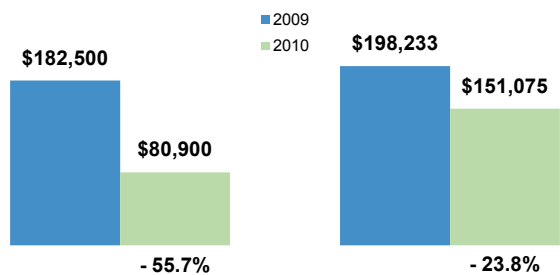
Activity—Most Recent Month



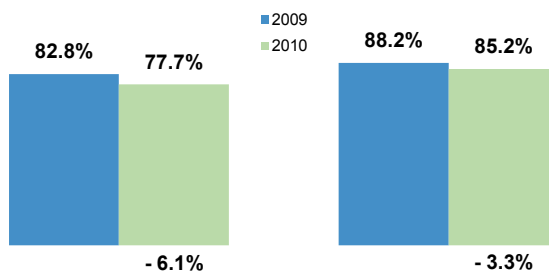
Activity—Year to Date



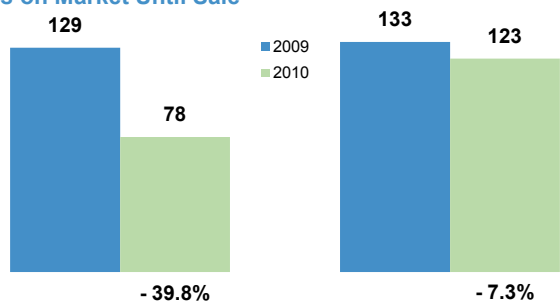
Median Sales Price



Percent of Original List Price Received at Sale



Days on Market Until Sale



Activity—Most Recent Month

